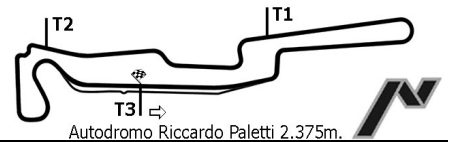


GORDINI CLUB FELD 2



RESULTS RACE 3

POS	No	DRIVER	NAT	TEAM	CAR	GR	CL	L	TIME	GAP	SPD	FASTEST LAP
ASSOLUTA												
1	141	NADLINGER H.			PORSCHE 911	8		15	18'49.883	113.507 Km/h		1'13.565 4
2	897	WUTZ T.			PORSCHE 911	8		15	18'56.813	6.930		1'14.352 7
3	938	KOPPEHEL T.				8	E1	15	19'06.831	16.948		1'13.445 4
4	53	FELDMANN S.			HKT SEVEN	8		15	19'10.467	20.584		1'14.032 4
5	883	DECHANT C.			HKT	7		15	19'10.905	21.022		1'14.873 4
6	881	BUECHERT S.			HKT	7		15	19'41.827	51.944		1'17.180 14
7	890	BREUSS C.			HKT	7		15	19'50.369	1'00.486		1'17.441 4
8	966	FIEDLER A.			OPEL MANTA B	6	K11	15	20'02.127	1'12.244		1'18.376 6
9	893	KOGLER F.			VW GOLF	6		15	20'03.140	1'13.257		1'19.061 9
10	44	SCHWEGLER C.			PORSCHE 911	8		14	18'53.244	1 LAP		1'19.026 6
11	28	HANS D.			SUBARU IMPRE	6		14	18'55.180	1 LAP		1'18.786 6
12	60	PRITZL H.			BMW M3	6		14	18'59.831	1 LAP		1'19.841 6
13	882	ZIMMERMANN K.			HKT	7		14	19'16.336	1 LAP		1'15.820 6
14	24	ZWAHLEN W.			VW KAEFER	5		14	19'23.366	1 LAP		1'21.582 5
15	877	RATH K.			AUDI QUATTRO	6		14	19'32.814	1 LAP		1'21.782 6
16	55	MILLER T.			VW GOLF 1 GT	5		14	19'32.959	1 LAP		1'21.803 5
17	66	SCHILLIGER D.			OPEL KADETT	6		14	19'33.798	1 LAP		1'21.657 14
18	924	PREIS H.				6	K11	14	19'55.368	1 LAP		1'19.631 4
19	31	JENNI B.			SUBARU IMPRE	5		14	19'57.375	1 LAP		1'24.000 13
20	870	LUCKINGER/HOEHE			VW SCIROCCO	8		13	16'50.577	2 LAPS		1'16.128 2
21	39	MARTINATO N.			ALFA ROMEO 1	5		13	19'08.328	2 LAPS		1'23.871 5
22	941	TETTING B.			BMW E 30	6	K11	13	19'57.382	2 LAPS		1'28.850 5
23	884	PANGERL R.			OPEL KADETT	6		6	8'37.182	9 LAPS		1'23.936 2
24	925	MATT D.				6	K11	4	5'53.514	11 LAPS		1'23.641 2
25	903	GEIER L.			BMW E 30	6	K11	3	4'14.524	12 LAPS		1'22.222 2
26	944	PFEIFFER R.				5		1	1'42.242	14 LAPS		

NOT CLASSIFIED

DNS	878	KERL M.			FORD ESCORT	6						
DNS	910	FISCHER R.				8	E1					
DNS	937	MOSER J.			BMW E 30 V8	6	K11					

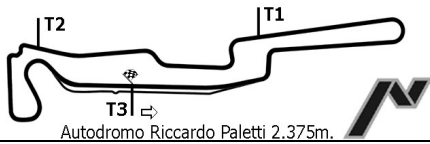
Esposta ore:

IL DIRETTORE DI GARA : Farit Roth

IL D.S. CRONOMETRAGGIO : Rapi Andrea

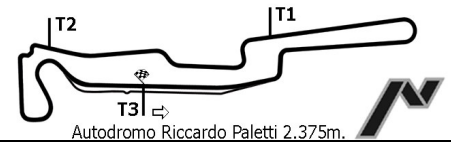
START (16:15) 16:11

END (17:00) 16:30



GORDINI CLUB FELD 2

RESULTS RACE 3



POS No DRIVER NAT TEAM

CAR GR CL L

TIME GAP SPD FASTEST LAP

KATEGORIE 5

1	24	ZWAHLEN W.	VW KAEFER	5		14	19'23.366	102.891 Km/h		1'21.582	5
2	55	MILLER T.	VW GOLF 1 GT	5		14	19'32.959	9.593		1'21.803	5
3	31	JENNI B.	SUBARU IMPRE	5		14	19'57.375	34.009		1'24.000	13
4	39	MARTINATO N.	ALFA ROMEO 1	5		13	19'08.328	1 LAP		1'23.871	5
5	944	PFEIFFER R.		5		1	1'42.242	13 LAPS			

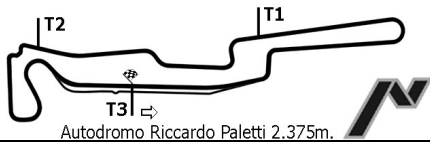
Esposta ore:

IL DIRETTORE DI GARA : Farit Roth

IL D.S. CRONOMETRAGGIO : Rapi Andrea

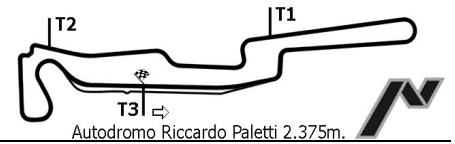
START (16:15) 16:11

END (17:00) 16:30



GORDINI CLUB FELD 2

RESULTS RACE 3



POS	No	DRIVER	NAT	TEAM	CAR	GR	CL	L	TIME	GAP	SPD	FASTEST LAP
KATEGORIE 6												
1	966	FIEDLER A.			OPEL MANTA B	6	K11	15	20'02.127	106.685 Km/h		1'18.376 6
2	893	KOGLER F.			VW GOLF	6		15	20'03.140	1.013		1'19.061 9
3	28	HANS D.			SUBARU IMPRE	6		14	18'55.180	1 LAP		1'18.786 6
4	60	PRITZL H.			BMW M3	6		14	18'59.831	1 LAP		1'19.841 6
5	877	RATH K.			AUDI QUATTRO	6		14	19'32.814	1 LAP		1'21.782 6
6	66	SCHILLIGER D.			OPEL KADETT	6		14	19'33.798	1 LAP		1'21.657 14
7	924	PREIS H.				6	K11	14	19'55.368	1 LAP		1'19.631 4
8	941	TETTING B.			BMW E 30	6	K11	13	19'57.382	2 LAPS		1'28.850 5
9	884	PANGERL R.			OPEL KADETT	6		6	8'37.182	9 LAPS		1'23.936 2
10	925	MATT D.				6	K11	4	5'53.514	11 LAPS		1'23.641 2
11	903	GEIER L.			BMW E 30	6	K11	3	4'14.524	12 LAPS		1'22.222 2

NOT CLASSIFIED

DNS	878	KERL M.			FORD ESCORT	6						
DNS	937	MOSER J.			BMW E 30 V8	6	K11					

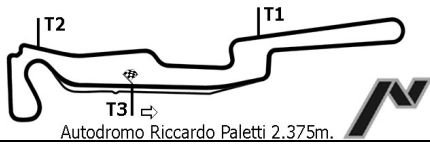
Esposta ore:

IL DIRETTORE DI GARA : Farit Roth

IL D.S. CRONOMETRAGGIO : Rapi Andrea

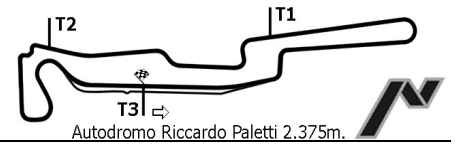
START (16:15) 16:11

END (17:00) 16:30



GORDINI CLUB FELD 2

RESULTS RACE 3



POS No DRIVER NAT TEAM

CAR GR CL L

TIME GAP SPD FASTEST LAP

KATEGORIE 7

1	883	DECHANT C.	HKT	7		15	19'10.905	111.434 Km/h		1'14.873	4
2	881	BUECHERT S.	HKT	7		15	19'41.827	30.922		1'17.180	14
3	890	BREUSS C.	HKT	7		15	19'50.369	39.464		1'17.441	4
4	882	ZIMMERMANN K.	HKT	7		14	19'16.336	1 LAP		1'15.820	6

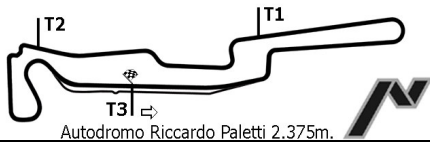
Esposta ore:

IL DIRETTORE DI GARA : Farit Roth

IL D.S. CRONOMETRAGGIO : Rapi Andrea

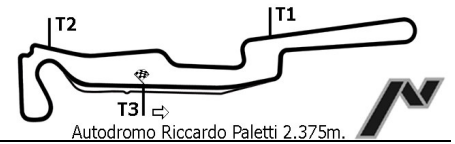
START (16:15) 16:11

END (17:00) 16:30



GORDINI CLUB FELD 2

RESULTS RACE 3



POS No DRIVER NAT TEAM

CAR GR CL L

TIME GAP SPD FASTEST LAP

KATEGORIE 8

1	141	NADLINGER H.	PORSCHE 911	8		15	18'49.883	113.507 Km/h		1'13.565	4
2	897	WUTZ T.	PORSCHE 911	8		15	18'56.813	6.930		1'14.352	7
3	938	KOPPEHEL T.		8	E1	15	19'06.831	16.948		1'13.445	4
4	53	FELDMANN S.	HKT SEVEN	8		15	19'10.467	20.584		1'14.032	4
5	44	SCHWEGLER C.	PORSCHE 911	8		14	18'53.244	1 LAP		1'19.026	6
6	870	LUCKINGER/HOEHE	VW SCIROCCO	8		13	16'50.577	2 LAPS		1'16.128	2

NOT CLASSIFIED

DNS 910 **FISCHER R.** 8 E1

Esposta ore:

IL DIRETTORE DI GARA : Farit Roth

IL D.S. CRONOMETRAGGIO : Rapi Andrea

START (16:15) 16:11

END (17:00) 16:30